



# PIANO OPERA

music from  
FINAL FANTASY.



© 2015 SQUARE ENIX CO., LTD. All Rights Reserved. All associated trademarks are used under license from SQUARE ENIX CO., LTD.

## TECHNICAL RIDER

As of 25 April 2022

## **PIANO OPERA : music from FINAL FANTASY – TECHNICAL RIDER**

This production is a high-quality, high-definition screening of excerpts from the video game saga FINAL FANTASY with the musical score performed live on stage by a pianist. All music and visual materials are produced and provided by La Fée Sauvage under official licensing.

ALL PRODUCTION EMAIL SHALL BE ADDRESSED TO [production@wildfaery.com](mailto:production@wildfaery.com).

### **1. Running Time**

TOTAL RUNNING TIME is approximately 1 hour 40 minutes (1:40:00).

1<sup>st</sup> PART: 40 minutes

Intermission: 15–20 minutes

2<sup>nd</sup> PART: 40 minutes

Encore 1: 5 minutes

Encore 2: 5 minutes (including end credits)

### **2. Orchestration**

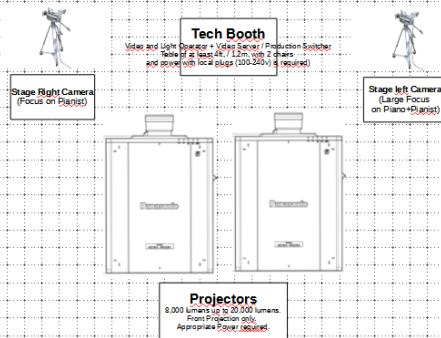
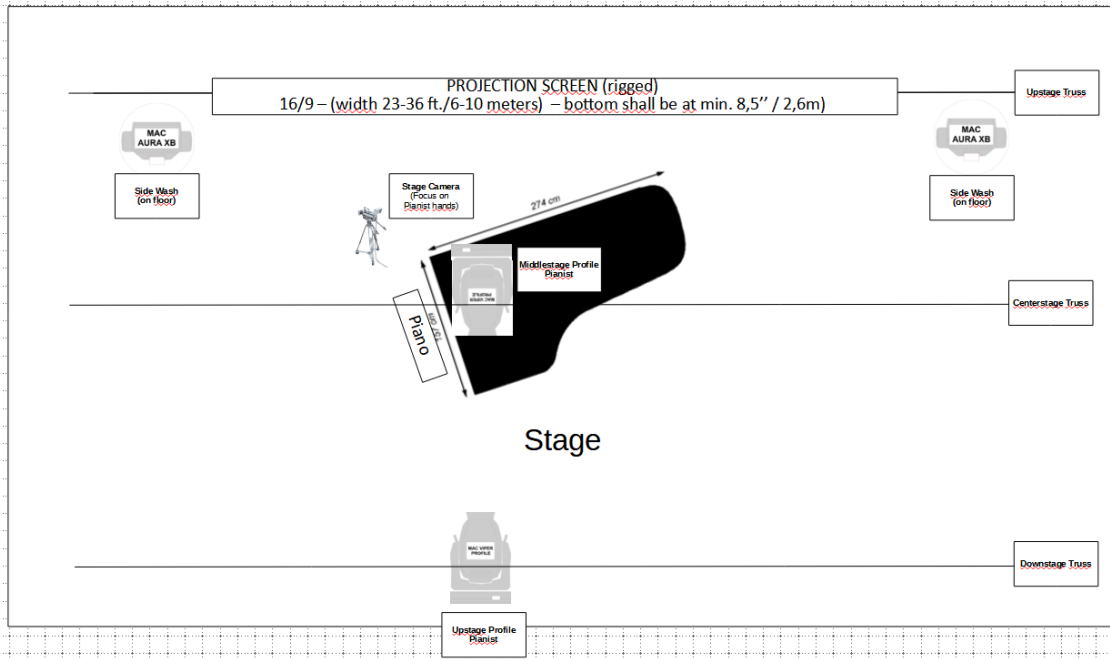
The show consists of one pianist on stage performing on a Grand Concert Piano.

### **3. Typical Rental Schedule**

	<b>Stage</b>	<b>Light</b>	<b>Video</b>	<b>Audio</b>	<b>Merchandising</b>
13h-14h	Piano Delivery and set on stage / Tuning	Unload, rigging and cabling	Unload and Rig Screen, cabling from stage to booth and projectors	Unload and cabling. <small>(if not acoustic show)</small>	
14h-16h	Tech Checks	Focus	Unload projector and focus, setup Camera and focus.	Mic and Sound Check <small>(if not acoustic show)</small>	Unload Merch
16h-18h	Rehearsal	Rehearsal	Rehearsal	Rehearsal	Booth Setup / Test Credit Cards
18h-19h	BREAK	BREAK	BREAK	BREAK	Prepare Opening
19h-20h	BREAK	BREAK	BREAK	BREAK	Gate Opening
20h-21h40	Show <small>(includes 20mn intermission)</small>	Show <small>(includes 20mn intermission)</small>	Show <small>(includes 20mn intermission)</small>	Show <small>(includes 20mn intermission)</small>	Show <small>(includes 20mn intermission)</small>
22h-23h	Dismantling	Dismantling	Dismantling	Dismantling	Selling, settle and pack.


### **4. Stage Layout**

The show is flat on stage. The stage shall be at least 9 meters wide x 5 meters deep and at a minimum 1-meter height from the audience level (1m40-1m80 recommended).



Pianist requires a Piano stool, and 2 music stand lights that can attach to the piano. Piano shall be tune prior to technical setup, and a touch-up shall happen at the end of the rehearsal.

A typical show looks like this:



## 5. Sound

The show can be performed fully acoustic in acoustic orchestral halls, or venue of less than 600 seats, this is to be discussed on a per show basis.

In all cases, if the venue capacity is higher than 1,000 seats, a smart mic'ing of the piano will be required (Production will bring in the Piano microphone 2x DPA 4099). If so, the sound system shall be stereo with side and center fill as appropriate for the venue. The system shall be capable of evenly covering the entire listening area and able to achieve high sound levels with no audible distortion.

## 6. Video Projection

The format of the video is 1920x1080 progressive (HD) with a regular 16/9 ratio. Video Projectors, projection screen, computers, switching devices, pianist screen, distribution, and cabling to the projectors are provided by the Production.

**The projectors are two PANASONIC PT-RQ25K laser video projectors** working in dual and overlay. Both projectors receive video signal using 12G HD-SDI BNC input. Appropriate power shall be provided by the venue.

We bring in a screen of either 24' or 32' depending on the venue.

The video and light engineer will seat at the rear of the venue at the technical booth. A table of at least 4ft / 1m20 is required for installation, with 2 chairs and power with local plugs (100-240v acceptable).

## **7. Video Camera**

The program projected on the big screen is a mix between HD video game footage excerpts from FINAL FANTASY games, and 3 live cameras on stage (one showing the Pianist end, one from stage left with a full piano view, and one from stage right with a focus on the whole pianist). Producer will bring all camera and cabling, including switchers and mixers, and setup on stage.

## **8. Lighting**

Light remains simple and shall not interfere with the video projection at all costs. The main priority is to have a clear and visible image at all times and to maximize the video contrast.

We bring in the light fixture. One electrician and appropriate power and cabling shall be provided on site for installation.

Our video engineer controls the light directly from his computer.

Our setting (see **4-Stage Layout**):

- Downstage lineset: 1 white Spot focused on the Pianist (Piano Special Front, level usually 40–50%)
- Mid-stage lineset: 1 white Spots showering straight to the Pianist (Piano Special Up, level usually 25–40%)
- Downstage lineset: 2 RGB spots on the floor tilted and showering straight up on the back curtain of the stage, on each side nearby the screen. Colors will change automatically during the show. No movements.

FYI, the show light queues are:

Pre-show: Piano is very softly lightened from mid-stage.

Pianist entrance: Piano Special are increased (level and diameter)

Pianist seat and play : Show level

Pianist Bowing: Increase Piano Specials.

## **9. Personnel**

For each show, the PRODUCER crew will provide at least of one Pianist, one video and light engineer, and one stage manager. Technical Director and Merchandising Manager are often traveling too.

## **10. Backstage**

A minimum of two dressing rooms are required, with shower (and hot water shall work).

They shall be clean and furnished with at least a large mirror, a sofa, a table and chair, sufficient light, at workable temperature.

No catering is required or other arrangements.

